



**NOTICE OF A REGULAR
VINEYARD CARES COALITION MEETING
February 13, 2025, at 6:00 PM**

PUBLIC NOTICE is hereby given that the Vineyard Cares Coalition will hold a regularly scheduled Vineyard Cares Coalition meeting on Thursday, February 13, 2025, at 6:00 PM, in the City Council Chambers at City Hall, 125 South Main Street, Vineyard, UT.

1. CALL TO ORDER/ICEBREAKER

1.1. Icebreaker: What is your go-to Valentine's day sweet treat?

2. BUSINESS ITEMS

2.1. Review of Risk and Protective Factors

2.2. Recording for social media campaign

- Why did you choose to join Vineyard Cares?
- What do you enjoy about being on the coalition?
- Why should other Vineyard residents join the coalition?

3. REVIEW OF UPCOMING EVENTS AND ASSIGNMENTS

3.1. Guiding Good Choices

3.2. Youth Prevention Night (Mental Health Night): Screenagers

4. ADJOURNMENT

The next meeting is on March 13, 2025.

This meeting was notice due to the possibility of more than two (2) CTC Commission members being present.

This meeting may be held in a way that will allow a coalition member to participate electronically.

The public is invited to participate in all public meetings. In compliance with the Americans with

Disabilities Act, individuals needing special accommodations during this meeting should notify Julia Tateoka at least 24 hours prior to the meeting by calling (801) 687-7705.

I, the undersigned, hereby certify that the foregoing notice and agenda was posted at Vineyard City Hall, on Vineyard City and Utah Public Notice websites, and delivered electronically to staff and to each member of the Governing Body.

AGENDA NOTICING COMPLETED ON:

02/11/2025

CERTIFIED (NOTICED) BY:

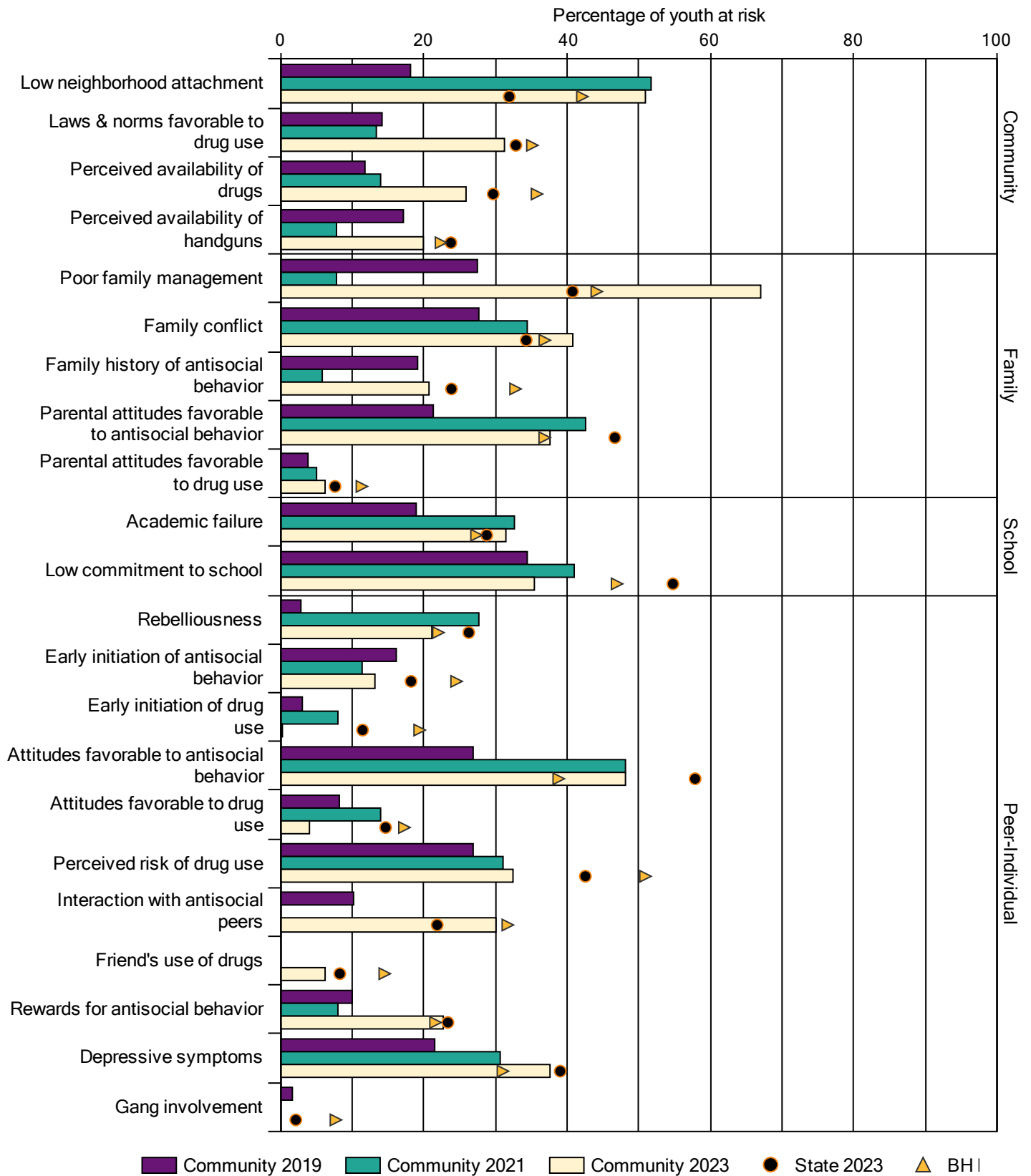
/s/Julia Tateoka

JULIA TATEOKA, VINEYARD CARES
COORDINATOR

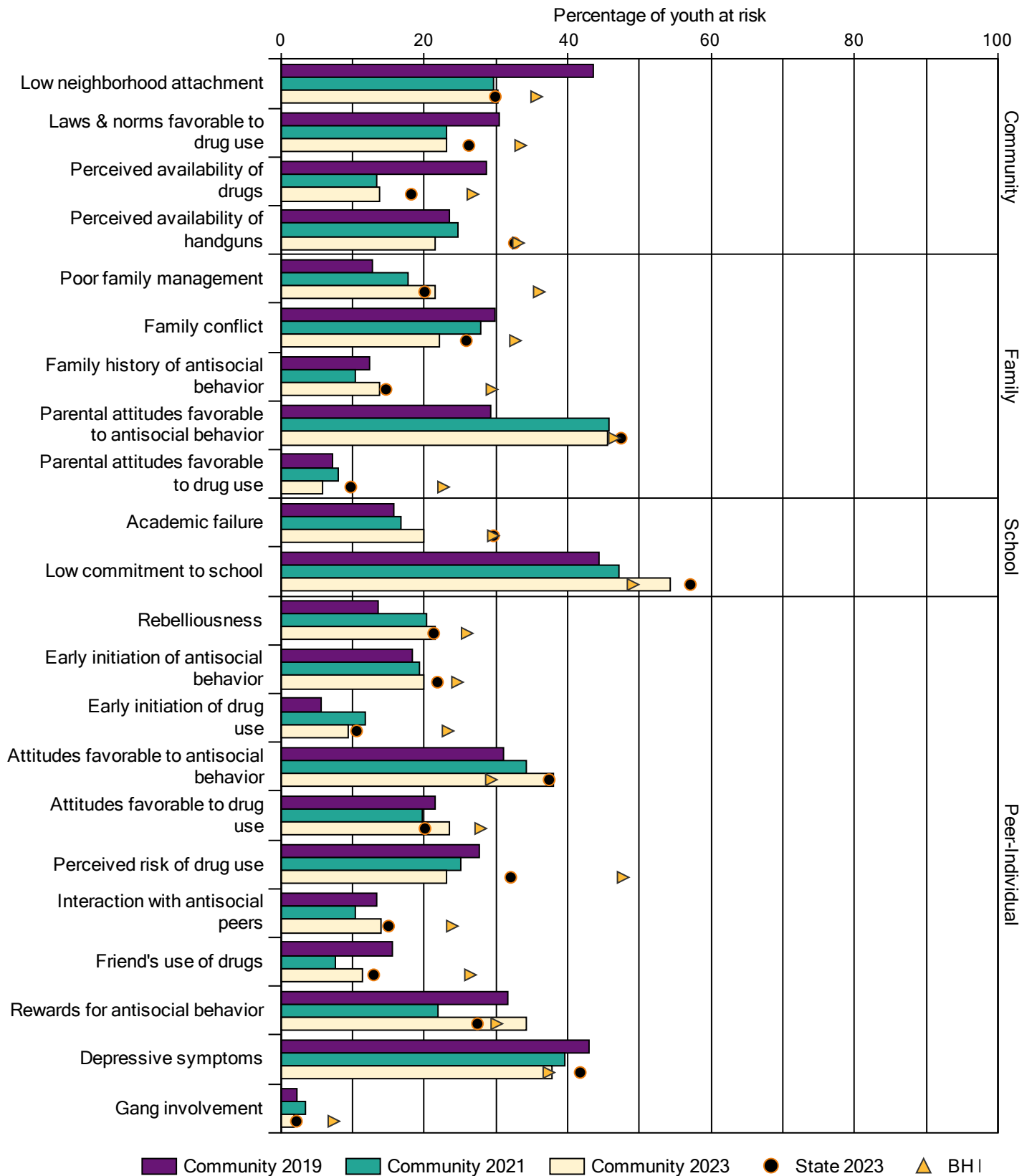
RISK FACTORS FOR ADOLESCENT PROBLEM BEHAVIORS

	Community							Family				School		Peer/Individual						
	Availability of Drugs	Availability of Firearms	Community Laws & Norms Favorable Toward Drug Use, Firearms, & Crime	Media Portrayals of the Behavior	Transitions & Mobility	Low Neighborhood Attachment & Community Disorganization	Extreme Economic Deprivation	Family History of the Problem Behavior	Family Management Problems	Family Conflict	Favorable Parental Attitudes & Involvement in the Problem Behavior	Academic Failure Beginning in Late Elementary School	Lack of Commitment to School	Early & Persistent Antisocial Behavior	Rebelliousness	Gang Involvement	Friends Who Engage in the Problem Behavior	Favorable Attitudes Toward the Problem Behavior	Early Imitation of the Problem Behavior	Constitutional Factors
Substance Abuse	✓		✓	✓	✓	✓	✓	✓	✓	✓	✓	✓	✓	✓	✓	✓	✓	✓	✓	✓
Delinquency		✓	✓		✓	✓	✓	✓	✓	✓	✓	✓	✓	✓	✓	✓	✓	✓	✓	✓
Teen Pregnancy							✓	✓	✓	✓		✓	✓	✓			✓	✓	✓	
School Drop-Out					✓		✓	✓	✓			✓	✓	✓	✓		✓	✓	✓	
Violence	✓	✓	✓	✓		✓	✓	✓	✓	✓	✓	✓	✓	✓	✓	✓	✓	✓	✓	✓
Depression & Anxiety					✓			✓	✓	✓		✓		✓						✓

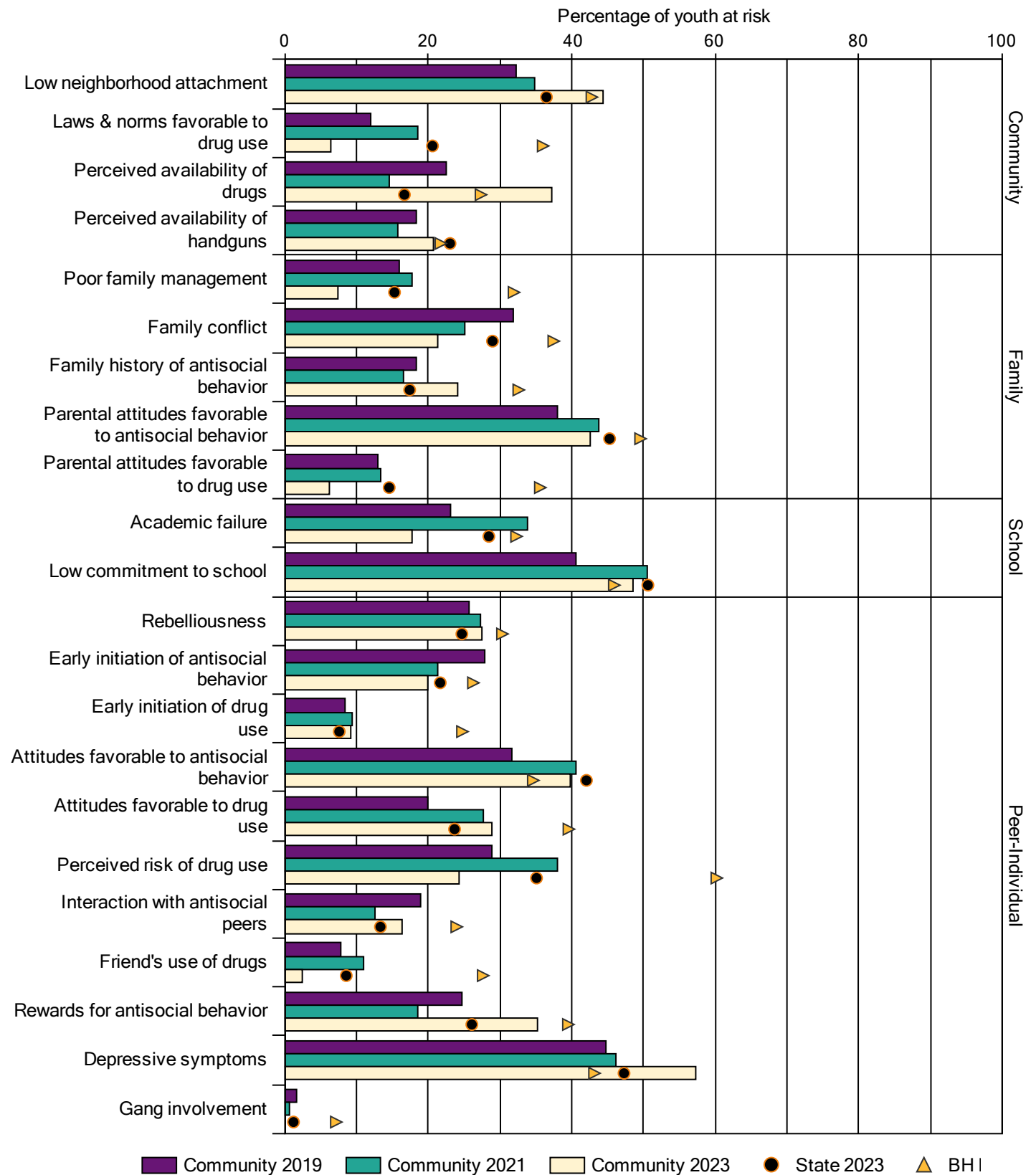
Risk profile, 6th Grade Vineyard (Vineyard Cares) 2023 SHARP Survey



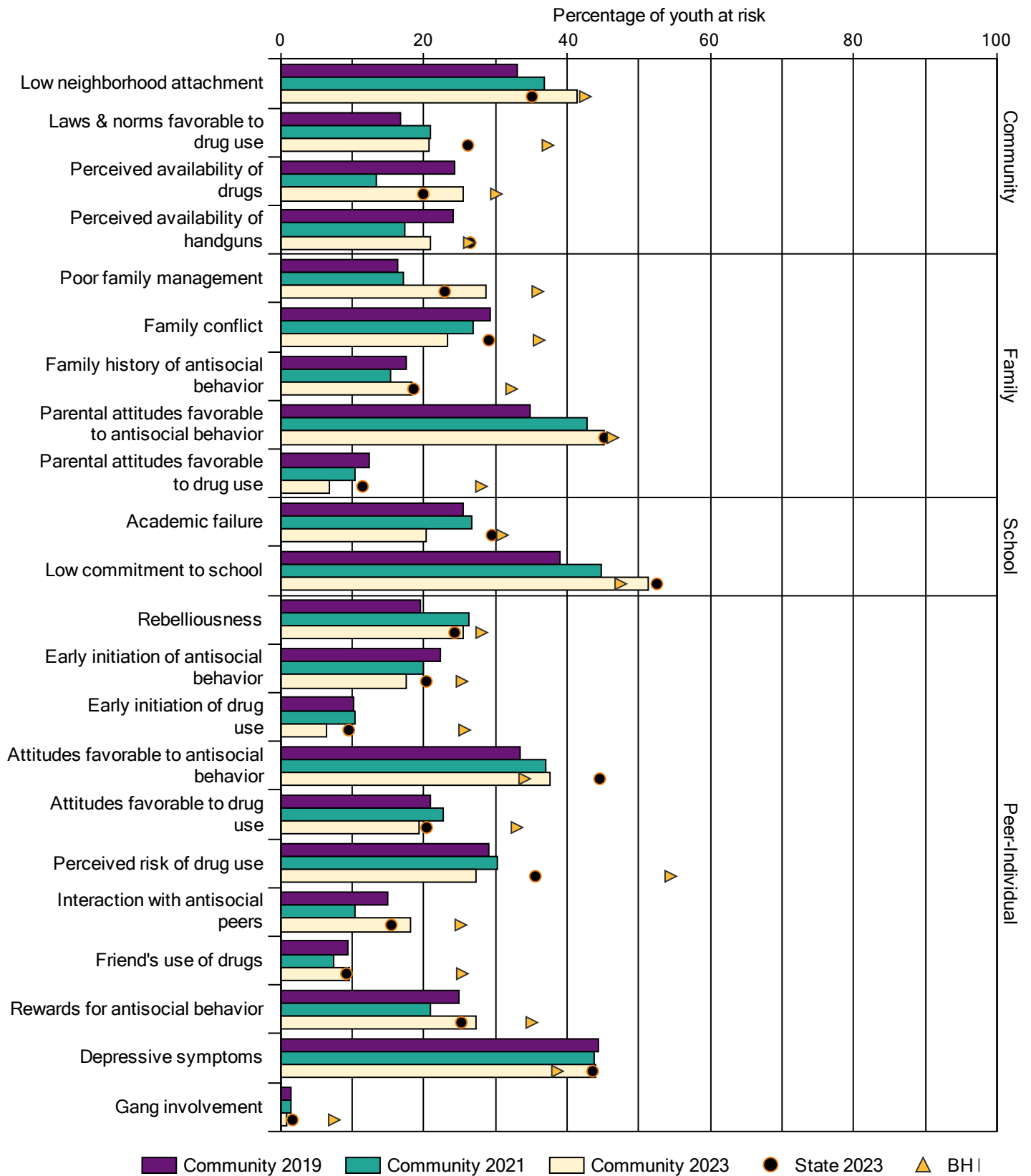
Risk profile, 8th Grade Vineyard (Vineyard Cares) 2023 SHARP Survey



Risk profile, 10th Grade Vineyard (Vineyard Cares) 2023 SHARP Survey



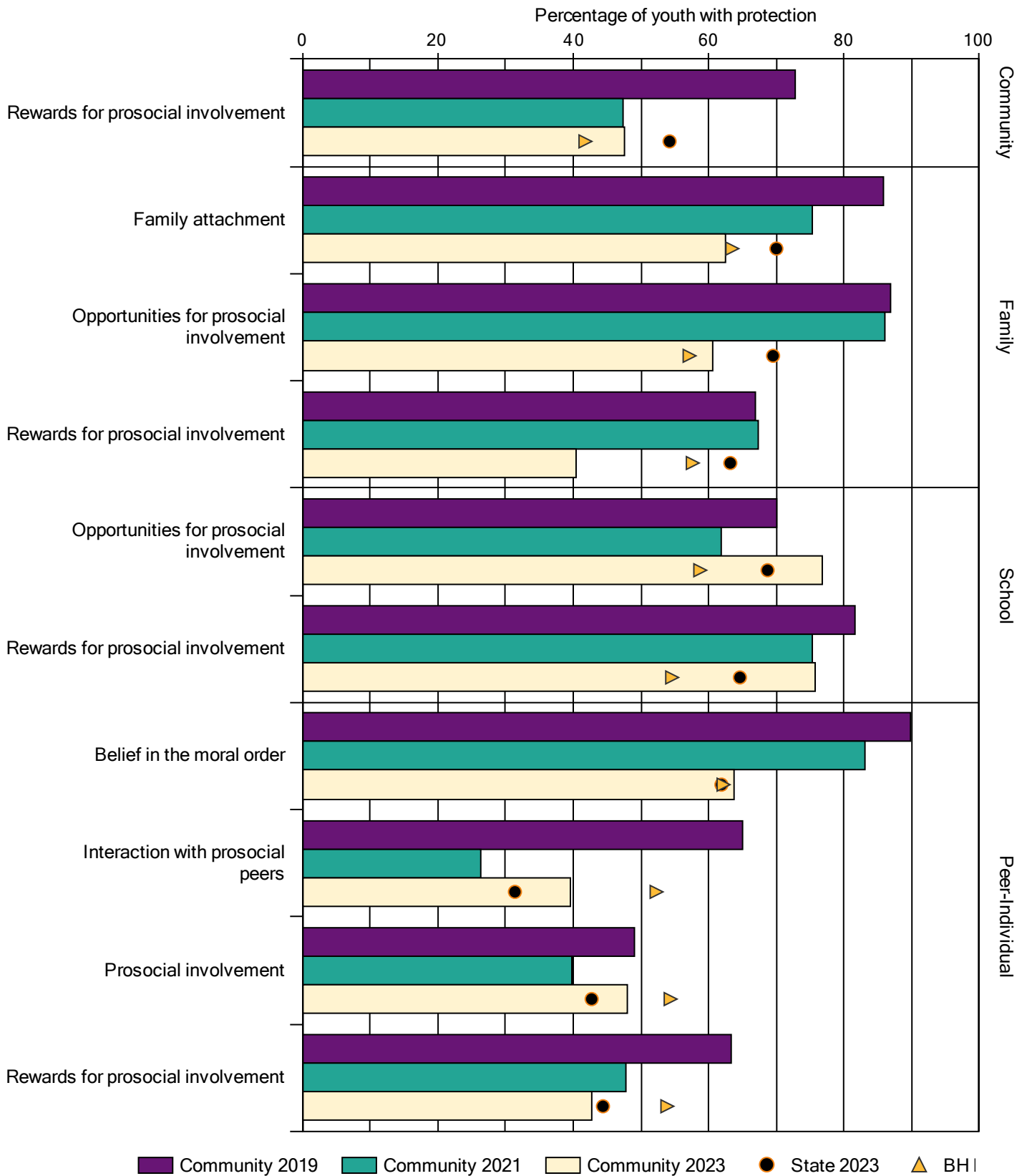
Risk profile, All Grades Vineyard (Vineyard Cares) 2023 SHARP Survey



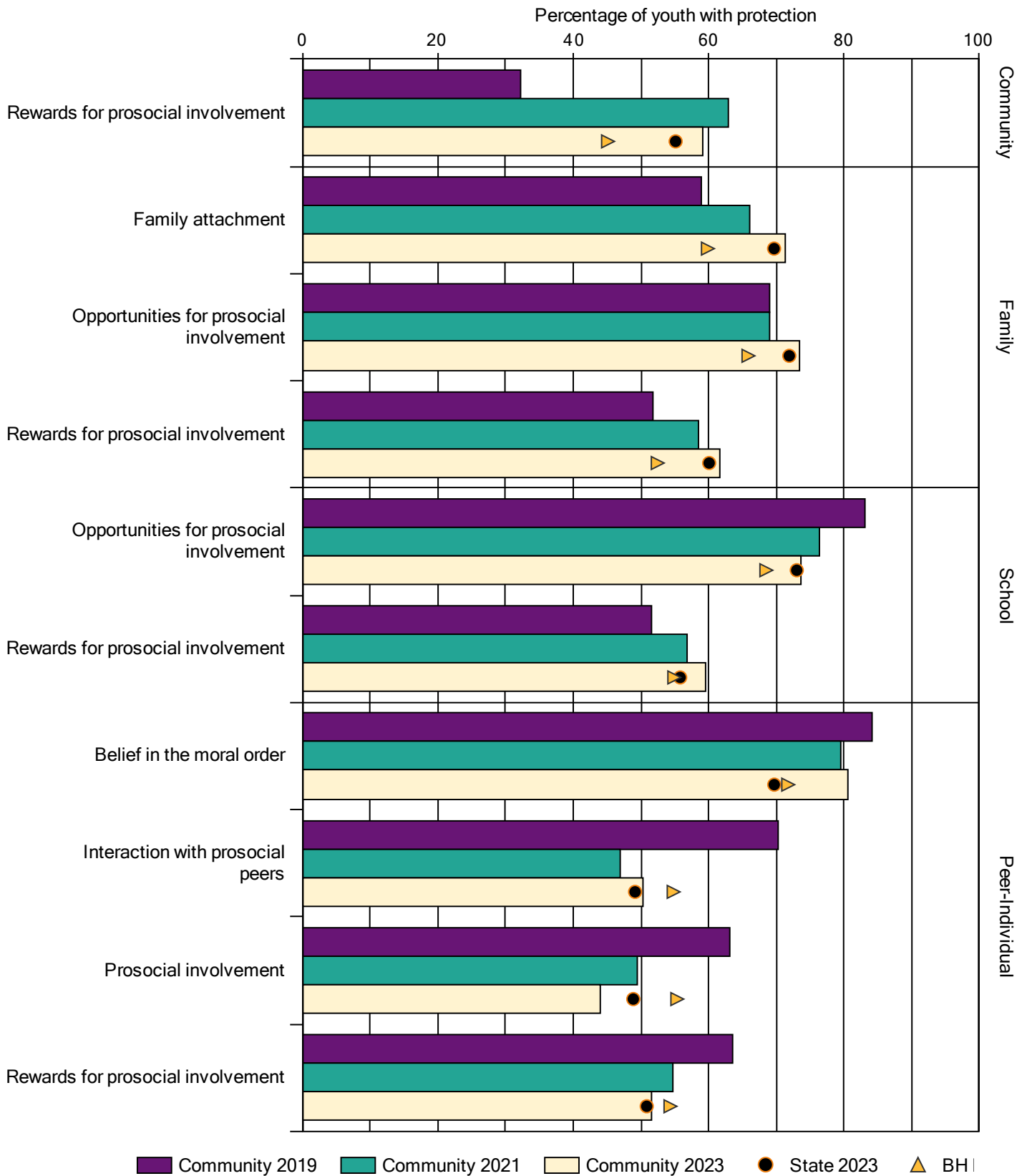
Risk profile

	6th					8th					10th					All				
	Comm 2019	Comm 2021	Comm 2023	State 2023	BH Norm	Comm 2019	Comm 2021	Comm 2023	State 2023	BH Norm	Comm 2019	Comm 2021	Comm 2023	State 2023	BH Norm	Comm 2019	Comm 2021	Comm 2023	State 2023	BH Norm
Community Domain																				
Low neighborhood attachment	18.2	51.7	50.9	31.9	42.1	43.5	29.7	30.3	29.9	35.7	32.2	34.8	44.3	36.5	42.8	33.0	36.8	41.3	35.1	42.5
Laws & norms favorable to drug use	14.1	13.3	31.2	32.8	35.2	30.4	23.2	23.1	26.2	33.5	12.0	18.5	6.5	20.6	36.0	16.8	20.9	20.7	26.2	37.3
Perceived availability of drugs	11.7	14.1	26.0	29.7	35.8	28.7	13.4	13.8	18.2	26.8	22.4	14.6	37.2	16.7	27.4	24.2	13.4	25.5	19.9	30.1
Perceived availability of handguns	17.1	7.8	20.0	23.8	22.4	23.6	24.7	21.5	32.6	33.2	18.3	15.7	20.8	23.0	21.8	24.1	17.4	20.8	26.5	26.4
Family Domain																				
Poor family management	27.5	7.8	67.0	40.8	44.2	12.8	17.7	21.6	20.1	36.0	16.1	17.7	7.4	15.3	32.0	16.4	17.2	28.6	22.9	35.9
Family conflict	27.7	34.5	40.8	34.3	36.9	29.8	27.9	22.1	25.9	32.7	31.8	25.2	21.4	29.0	37.5	29.3	26.8	23.3	29.1	36.1
Family history of antisocial behavior	19.1	5.8	20.7	23.9	32.8	12.3	10.5	13.7	14.7	29.5	18.3	16.5	24.2	17.4	32.6	17.6	15.4	18.4	18.6	32.3
Parent attitudes favorable to ASB	21.2	42.6	37.5	46.7	36.9	29.3	45.8	45.6	47.4	46.5	38.0	43.7	42.5	45.3	49.6	34.8	42.7	45.1	45.2	46.4
Parent attitudes favorable to drug use	3.8	5.0	6.1	7.6	11.4	7.3	7.9	5.9	9.8	22.7	12.9	13.5	6.3	14.6	35.6	12.3	10.5	6.9	11.5	28.0
School Domain																				
Academic failure	19.0	32.7	31.4	28.8	27.4	15.8	16.8	19.9	29.7	29.6	23.0	33.8	17.7	28.4	32.3	25.5	26.7	20.3	29.5	31.0
Low commitment to school	34.5	40.9	35.4	54.8	47.0	44.3	47.2	54.2	57.1	49.1	40.6	50.5	48.6	50.6	45.9	39.1	44.7	51.3	52.5	47.5
Peer-Individual Domain																				
Rebelliousness	2.9	27.6	21.1	26.3	22.0	13.6	20.3	21.6	21.3	26.0	25.7	27.2	27.5	24.7	30.4	19.6	26.4	25.5	24.3	28.1
Early initiation of ASB	16.2	11.5	13.2	18.2	24.6	18.3	19.4	20.0	21.9	24.6	27.9	21.4	19.9	21.7	26.3	22.4	19.9	17.5	20.4	25.3
Early initiation of drug use	3.1	8.1	0.3	11.5	19.4	5.6	11.7	9.4	10.6	23.3	8.5	9.4	9.2	7.6	24.8	10.3	10.5	6.4	9.5	25.7
Attitudes favorable to ASB	26.9	48.2	48.2	57.9	38.8	31.0	34.1	38.0	37.4	29.4	31.6	40.5	39.7	42.0	34.7	33.5	37.1	37.6	44.5	34.1
Attitudes favorable to drug use	8.1	13.9	4.0	14.7	17.3	21.5	19.8	23.5	20.1	27.9	20.0	27.7	28.9	23.7	39.6	21.0	22.8	19.3	20.4	33.0
Perceived risk of drug use	27.0	31.0	32.5	42.5	50.9	27.6	25.1	23.2	32.1	47.7	28.9	37.9	24.4	35.1	60.2	29.1	30.3	27.3	35.6	54.5
Interaction with antisocial peers	10.3	0.0	30.0	21.9	31.7	13.5	10.4	14.0	15.0	23.9	18.9	12.6	16.4	13.3	24.0	14.9	10.4	18.1	15.5	25.2
Friend's use of drugs	0.0	0.0	6.3	8.3	14.6	15.6	7.7	11.5	13.0	26.5	7.9	10.9	2.5	8.6	27.7	9.4	7.5	9.5	9.2	25.4
Rewards for ASB	10.0	8.1	22.7	23.4	21.6	31.7	21.9	34.1	27.4	30.1	24.6	18.5	35.3	26.1	39.5	24.9	20.9	27.3	25.2	35.1
Depressive symptoms	21.5	30.6	37.6	39.0	31.1	42.9	39.6	37.9	41.7	37.4	44.8	46.2	57.3	47.3	43.2	44.3	43.7	43.9	43.6	38.7
Gang involvement	1.6	0.0	0.0	2.1	7.7	2.2	3.5	1.9	2.2	7.4	1.6	0.6	0.0	1.2	7.2	1.4	1.4	1.0	1.7	7.5

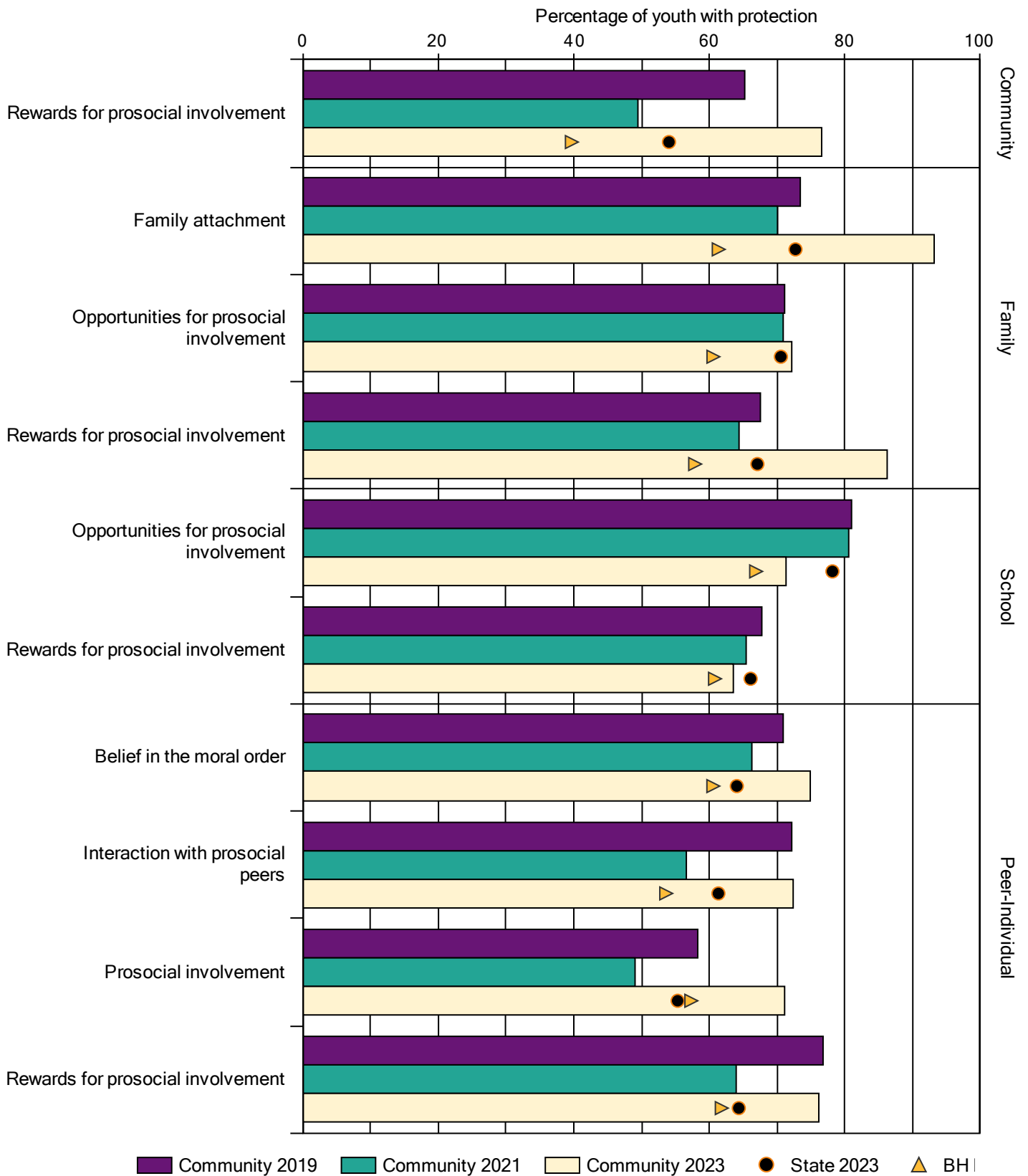
Protective profile, 6th Grade Vineyard (Vineyard Cares) 2023 SHARP Survey



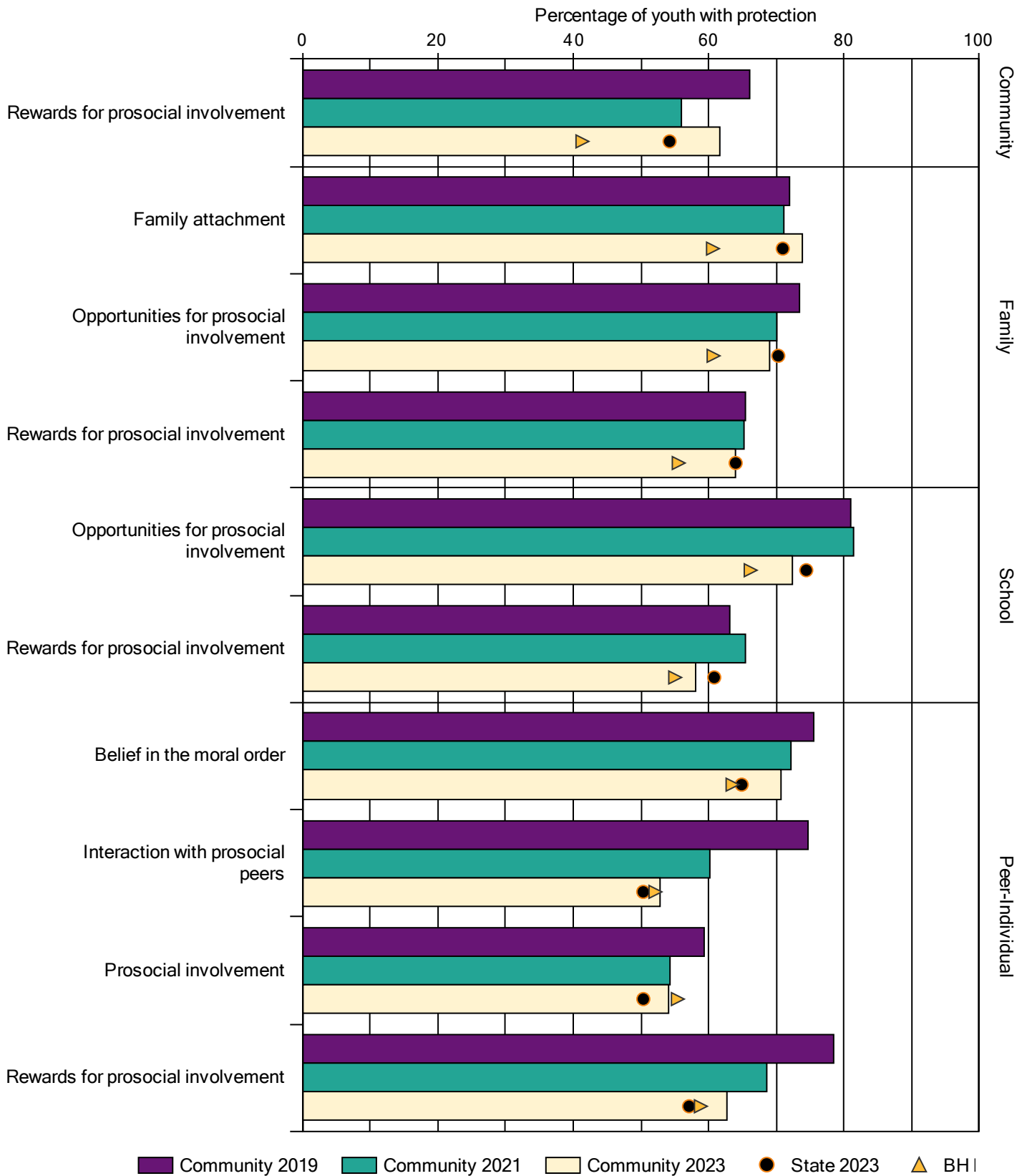
Protective profile, 8th Grade Vineyard (Vineyard Cares) 2023 SHARP Survey



Protective profile, 10th Grade Vineyard (Vineyard Cares) 2023 SHARP Survey



Protective profile, All Grades Vineyard (Vineyard Cares) 2023 SHARP Survey



Protective profile

	6th					8th					10th					All				
	Comm 2019	Comm 2021	Comm 2023	State 2023	BH Norm	Comm 2019	Comm 2021	Comm 2023	State 2023	BH Norm	Comm 2019	Comm 2021	Comm 2023	State 2023	BH Norm	Comm 2019	Comm 2021	Comm 2023	State 2023	BH Norm
Community Domain																				
Rewards for prosocial involvement	72.7	47.4	47.5	54.2	41.8	32.1	62.8	59.1	55.1	45.1	65.2	49.5	76.5	54.0	39.7	66.1	56.1	61.7	54.2	41.4
Family Domain																				
Family attachment	85.7	75.2	62.4	70.0	63.5	58.9	66.0	71.3	69.7	59.9	73.3	70.0	93.1	72.7	61.4	72.0	71.1	73.8	71.0	60.6
Opportunities for prosocial involvement	86.8	85.9	60.6	69.5	57.2	68.9	69.1	73.4	71.9	65.9	71.2	70.8	72.1	70.6	60.6	73.4	70.1	69.1	70.3	60.7
Rewards for prosocial involvement	66.8	67.4	40.3	63.2	57.7	51.8	58.4	61.6	60.1	52.5	67.6	64.3	86.3	67.1	57.9	65.5	65.3	64.0	64.0	55.6
School Domain																				
Opportunities for prosocial involvement	70.0	61.8	76.8	68.7	58.8	83.1	76.3	73.6	73.0	68.5	80.9	80.7	71.4	78.2	66.9	81.0	81.5	72.4	74.4	66.2
Rewards for prosocial involvement	81.7	75.4	75.7	64.6	54.6	51.7	56.8	59.5	55.8	54.9	67.8	65.4	63.6	66.1	60.8	63.2	65.5	58.1	60.8	55.1
Peer-Individual Domain																				
Belief in the moral order	89.8	83.1	63.7	61.9	62.2	84.0	79.5	80.6	69.7	71.8	71.0	66.3	75.0	64.1	60.6	75.5	72.2	70.6	64.9	63.5
Interaction with prosocial peers	65.1	26.3	39.5	31.4	52.3	70.2	47.0	50.4	49.1	54.8	72.2	56.5	72.3	61.3	53.6	74.6	60.1	52.9	50.3	52.1
Prosocial involvement	49.0	39.7	48.0	42.7	54.4	63.2	49.4	43.9	48.9	55.4	58.3	49.1	71.0	55.3	57.3	59.4	54.4	54.0	50.4	55.5
Rewards for prosocial involvement	63.4	47.8	42.7	44.4	53.9	63.6	54.7	51.5	50.9	54.4	76.7	64.0	76.1	64.4	61.8	78.5	68.5	62.8	57.1	58.9